

zakt^on

IMPLANTS

Your Precious Pearls

Made in U. S. A.

Pearls
collection



Introduction:

As per our long experience in the dental industry, Zakton LLC, headquartered in the state of Colorado, USA, specialized in the dental units / equipment, is proud to launch the new line **Zakton Implants**, that has gained the trust of hundreds of specialists, technicians and end users, who count on their comprehensive and top of the line products, delivering successful and reliable patient outcomes. The company strives to maintain this trust by continually offering the solid service as well as scientifically proven and affordable dental implants aimed at providing the best Quality/Value in this field.

Product quality:

Zakton Implants is operated and managed by highly qualified leading experts and professionals in the field of maxillofacial surgery, prostodontics and periodontics. The company manufactures high end prostodontic dental accessories, dental implants, dental surgical kits and instruments.

Being a reliable and reputable company in the dental industry, our high quality products are manufactured by innovative and strict quality in assurance control.

Education:

Zakton Implants engages in the research, development and marketing of dental implants and continuous solutions, keeping the user's awareness in this field always up to date.

Marketing:

Zakton Implants markets its products through its field representatives and subsidiaries, authorized dealers and distribution partners, as well as directly by telephone and emails.

Product line:

Our Pearls Collection includes:

- Pearl-Z Implant system

Surface:

Our Pearls Collection Implants surface is Sand blasted and Acid etched (SBA).

Warranty:

Zakton Implants maintains and warrants supreme quality of its products, to be free from defects in materials and workmanship. However should the customer find fault with any of our products, the defective items should be replaced. The products should be used only by qualified personnel, with appropriate and adequate training. All risks and liabilities resulting from the use of the products either separately or in combination with other manufacturer components are assumed by the end user.

Pearl-Z Dental Implant



The Pearl-Z implant is manufactured from wrought titanium. The surface is sand blasted with large grits and acid etched.

Available in 6 body diameters:

3.0 mm
3.5 mm
3.75 mm
4.2 mm
5.0 mm
6.0 mm

Lengths:

6 mm
8 mm
10 mm
11.5 mm
13 mm
16 mm

One platform from 3.5 mm diameter to 6 mm diameter prosthetic head.

Switching platform.

The Pearl-Z implant is packaged sterile in a double blister. It is a self-tapping, double thread screw implant and micro threads at the top.

It is ideal for immediate loading and stability.

It is also a bone level system with an internal connection.

Simple, Predictable, Reliable.

Its Osseo surface treatment expedites the osseointegration.



This implant is substantially equivalent to the Zimmer Tapered Screw-Vent connection.

* Zimmer® Screw-Vent® is a registered trademark of Zimmer® Dental, Inc.

PEARL-Z IMPLANT

*Screw included.

Some product images are greatly magnified for better detail.

Product description	ø mm	Length mm	Material	Product code
 PEARL-Z Implant* Slim Platform Hex: 2.1 mm	3.0	10.0	Titanium	PZ30100
	3.0	11.5		PZ30115
	3.0	13.0		PZ30130
 PEARL-Z Implant* Hex: 2.43 mm	3.5	8.0	Titanium	PZ35080
	3.5	10.0		PZ35100
	3.5	11.5		PZ35115
	3.5	13.0		PZ35130
	3.5	16.0		PZ35160
PEARL-Z Implant* Hex: 2.43 mm	3.75	8.0	Titanium	PZ37080
	3.75	10.0		PZ37100
	3.75	11.5		PZ37115
	3.75	13.0		PZ37130
	3.75	16.0		PZ37160
PEARL-Z Implant* Hex: 2.43 mm	4.2	6.0	Titanium	PZ42060
	4.2	8.0		PZ42080
	4.2	10.0		PZ42100
	4.2	11.5		PZ42115
	4.2	13.0		PZ42130
	4.2	16.0		PZ42160
PEARL-Z Implant* Hex: 2.43 mm	5.0	6.0	Titanium	PZ50060
	5.0	8.0		PZ50080
	5.0	10.0		PZ50100
	5.0	11.5		PZ50115
	5.0	13.0		PZ50130
PEARL-Z Implant* Hex: 2.43 mm	6.0	8.0	Titanium	PZ60080
	6.0	10.0		PZ60100
	6.0	11.5		PZ60115



*Screw included.

Some product images are greatly magnified for better detail.

HEALING ABUTMENT



Healing Abutment cylindrical for implant ø 3.5/4.3/5.0/6.0		2.0	Titanium	HAZ20
		3.0		HAZ30
		4.0		HAZ40
		5.0		HAZ50
		6.0		HAZ60
		7.0		HAZ70
Healing Abutment Wide for implant ø 3.5/4.3/5.0/6.0		3.0	Titanium	HAZ30-W
		5.0		HAZ50-W

ABUTMENTS



Abutment 0° * for implant ø 3.5/4.3/5.0/6.0	Straight with Shoulder	1.0	Titanium	ASSZ10-T
		2.0		ASSZ20-T
		3.0		ASSZ30-T
		4.0		ASSZ40-T
Abutment 0° * for implant ø 3.5/4.3/5.0/6.0	Straight	5.0	Titanium	ASZ50-T
		7.0		ASZ70-T
		9.0		ASZ90-T
		12.0		ASZ120-T
		15.0		ASZ150-T
Abutment 15° * for implant ø 3.5/4.3/5.0/6.0	Angled	15.0	Titanium	AAZ15
		15.0L		AAZ15-L
Abutment 25° * for implant ø 3.5/4.3/5.0/6.0	Angled	25.0	Titanium	AAZ25
		25.0N		AAZ25-N

*Screw included.

**A screwdriver with a WAF of 2.0 should be used with this product.

CAD/CAM



Product description	ø mm	Length mm	Material	Product code
Scan adapter* for implant ø 3.5/4.3/5.0/6.0	3.0	8.0	POM	SAZ3080-PO
Bonding base* for implant ø 3.5/4.3/5.0/6.0	3.0	8.0	Chrome Cobalt	SAZ3080-CC

BALL ATTACHMENT FOR On 4 / On 6 MULTI-USE



Ball Attachment for On 4 / On 6 with 3 pieces fitting rings	1.0	Golden Tin Coated	AMUBAZ-10
	2.0		AMUBAZ-20

On 4 / On 6 MULTI-USE ABUTMENTS



On 4 / On 6 Multi-use abutment 17° * for implant ø 3.5/4.3/5.0/6.0 with carrier and 2 screws	1.0	Golden Tin Coated	AMUZ1710
	2.0		AMUZ1720
	3.0		AMUZ1730
On 4 / On 6 Multi-use abutment 30° * for implant ø 3.5/4.3/5.0/6.0 with carrier and 2 screws	1.0		AMUZ3010
	2.0		AMUZ3020
	3.0		AMUZ3030

RETENTION SCREWS



Retention screw for implant ø 3.5/4.3/5.0/6.0		8.3	Titanium	RSZ83-T
--	--	-----	----------	---------

CASTABLE ABUTMENTS/ UCLA



Castable abutment* for implant ø 3.5/4.3/5.0/6.0	4.6	14.0	POM	ACZ4614-PO
Castable abutment* for implant ø 3.5/4.3/5.0/6.0 with Hex & Titanium base for custom cast				ACHZ4614-T

LOCATOR ABUTMENTS



Locator abutment** for implant ø 3.5/4.3/5.0/6.0	3.7	0.5	Golden Tin Coated	ALZ3705
		1.0		ALZ3710
		2.0		ALZ3720
		3.0		ALZ3730
		4.0		ALZ3740
		5.0		ALZ3750
		6.0		ALZ3760
		7.0		ALZ3770



*Screw included.

LOCATOR ACCESSORIES



Product description	ø mm	Length mm	Material	Product code
Impression coping (locator)			POM	LICZ070-PO
Cap (locator)			Metal	LCZ5523
Plastic insert (locator) soft (4 pieces)			Silicone	LPIZ46-SFT
Plastic insert (locator) Strong (4 pieces)			Silicone	LPIZ46-STR
Plastic insert (locator) Extra Soft (4 pieces)			Silicone	LPIZ46-EXSFT
Plastic insert (locator) Standard (4 pieces)			Silicone	LPIZ46-STD
Separator O-Rings (locator)				LSEPOZ
Locator set				LSETZ

COVER SCREWS



Cover screw for implant ø 3.5/4.3/5.0	3.5	5.0	Titanium	CSZ3550
Cover screw sinus lift for implant ø 3.5/4.3/5.0	5.5	5.0		CSZ5550

IMPRESSION COPING



Impression coping (Closed)* for implant ø 3.5/4.3/5.0/6.0 with screw 14 mm		10.0	Titanium	ICZ100
Impression coping (Closed)* for implant ø 3.5/4.3/5.0/6.0 with screw 17 mm		13.0		ICZ130
Impression coping (Open)* for implant ø 3.5/4.3/5.0/6.0 with screw 22 mm		10.0	Titanium	ICOZ100
		13.0		ICOZ130

IMPRESSION SCREWS



Product description	ø mm	Length mm	Material	Product code
Short impression screw for closed tray for implant ø 3.5/4.3/5.0/6.0		17.0	Titanium	ISZ170
Long impression screw for open tray for implant ø 3.5/4.3/5.0/6.0		22.0		ISZ220

REPOSITIONING ASSIST DEVICES



Short repositioning assist device for implant ø 3.5/4.3/5.0		5.8	POM	RADZ58-00
Short repositioning assist device for implant ø 3.5/4.3/5.0 (10 pieces)				RADZ58-10
Long repositioning assist device for implant ø 3.5/4.3/5.0		9.4		RADZ94-00
Long repositioning assist device for implant ø 3.5/4.3/5.0 (10 pieces)				RADZ94-10

PARALLEL PINS



Parallel pin 0°		22.0	Titanium	PPZ00220-1
Parallel pin 0° (4 pieces)				PPZ00220-4
Parallel pin 15°		21.2		PPZ15212-1
Parallel pin 15° (4 pieces)				PPZ15212-4

IMPLANT ANALOGS



Implant analog for implant ø 3.5/4.3/5.0/6.0	3.75	13.0	Titanium	IAZ375
--	------	------	----------	--------

BALL ANCHORS



Transgingival ball anchor for implant ø 3.5/4.3/5.0/6.0	4.6	1.0	Titanium	BAZ4610
		2.0		BAZ4620
		3.0		BAZ4630
		4.0		BAZ4640
		5.0		BAZ4650
		6.0		BAZ4660
		7.0		BAZ4670



* With 3 cutting edges
** With 5 cutting edges

BALL ANCHOR ACCESSORIES



Product	ø mm	Length mm	Material	Product code
Impression sleeve (ball anchor)	5.5	8.0	POM	ISBAZ5580-PO
Implant analog for overdenture & anatomic connection abutment			Titanium	IACAZ
Implant analog for Pop Up Transfer abutment	4.8	4.0		IAPUTZ40
		6.0		IAPUTZ60
		8.0		IAPUTZ80
Cap (ball anchor)			Metal	CBAZ
Cap (ball anchor) 1200-1300gr. Transparent - Slightly Elastic			Silicone	CBAZ-TR
Cap (ball anchor) 800-950 gr. Pink - Elastic				CBAZ-PI
Cap (ball anchor) 500-550 gr. Yellow - Very Elastic				CBAZ-YL
Cap (ball anchor) 500 gr. Green - Extremely Elastic				CBAZ-GR
Cap (ball anchor) Black - LAB use only				CBAZ-BL

PEARL-Z IMPLANT TOOLS

SURGICAL DRILLS



Product description	ø mm	Length mm	Material	Product code
Round bur	2.3		Stainless steel	RBZ23
Pilot drill	2.0		Stainless steel	PDZ20
Triangular drill	1.8		Stainless steel	TDZ18
Regular drill** for implant ø 3.5	2.9		Stainless steel	DRZ2935
Regular drill** for implant ø 4.3	3.7			DRZ3743
Regular drill** for implant ø 5.0	4.4			DRZ4450
Regular drill** for implant ø 6.0	5.4			DRZ5460
D1 drill** for implant ø 3.5	3.1		Stainless steel	D1Z3135
D1 drill** for implant ø 4.3	3.9			D1Z3943
D1 drill** for implant ø 5.0	4.6			D1Z4650
D1 drill** for implant ø 6.0	5.4			D1Z5460


* With 3 cutting edges

** With 5 cutting edges

SINGLE-PATIENT SURGICAL DRILLS



Product name	ø mm	Length mm	Material	Product code
Pilot drill	2.0		Stainless steel	PDZ20-SU
Regular drill* for implant ø 3.5	2.9		Stainless steel	DZ3529-SU
Regular drill* for implant ø 4.3	3.7			DZ4337-SU
Regular drill* for implant ø 5.0	4.4			DZ5044-SU
D1 drill* for implant ø 3.5	3.1		Stainless steel	DZ3531-SU
D1 drill* for implant ø 4.3	3.9			DZ4339-SU
D1 drill* for implant ø 5.0	4.6			DZ5046-SU





DRILL STOPS

Drill stop for pilot drill	2.00	3.0/13.0	Titanium	DSPDZ2030
		4.5/11.5		DSPDZ2045
		6.0/10.0		DSPDZ2060
		7.5/8.5		DSPDZ2075
Drill stop for implant ø 3.5	2.90	3.0/13.0		DSZ352930
		4.5/11.5		DSZ352945
		6.0/10.0		DSZ352960
		7.5/8.5		DSZ352975
Drill stop for implant ø 4.3	3.70	3.0/13.0		DSZ433730
		4.5/11.5		DSZ433745
		6.0/10.0		DSZ433760
		7.5/8.5		DSZ433775
Drill stop for implant ø 5.0	4.40	3.0/13.0		DSZ504430
		4.5/11.5		DSZ504445
		6.0/10.0		DSZ504460
		7.5/8.5		DSZ504475




DRILL STOP SETS

Drill stop set (SMALL) for Pearl Implant		DSZSET-S
Drill stop set (LARGE) for Pearl Implant		DSZSET-L
Empty drill stop cassette		DSC-0


SCREWDRIVERS (IMPLANTS)

Product description	ø mm	Length mm	Material	Product code
 Screwdriver for implant ø 3.5/4.3/5.0/6.0 (ratchet)	WAF 2.4	21.0/12.0	Stainless steel	SRZ2421-12
Screwdriver for implant ø 3.5/4.3/5.0/6.0 (ratchet)		26.0/17.0		SRZ2426-17
Screwdriver for implant ø 3.5/4.3/5.0/6.0 (ratchet)		36.0/27.0		SRZ2436-27
 Screwdriver for implant ø 3.5/4.3/5.0/6.0 (contra-angle)	WAF 2.4	24.0/10.0	Stainless steel	SCZ2424-10
Screwdriver for implant ø 3.5/4.3/5.0/6.0 (contra-angle)		34.0/20.0		SCZ2434-20

SCREWDRIVERS (SCREWS)

	WAF 1.2	19.0/10.0	Stainless steel	SRZ1219-10
		24.0/15.0		SRZ1224-15
		34.0/25.0		SRZ1234-25
	WAF 1.2	18.5/10.0	Stainless steel	SMZ1218-10
		23.5/15.0		SMZ1223-15
		28.5/20.0		SMZ1228-20
	WAF 1.2	23.5/10.0	Stainless steel	SCZ1223-10
		33.5/20.0		SCZ1233-20

MUCOSAL PUNCH

	3.0	21.0	Stainless steel	MPZ3021
	4.0			MPZ4021
	5.0			MPZ5021

MISCELLANEOUS TOOLS

	Product name	∅ mm	Length mm	Material	Product code
	Insertion tool (ball anchor)			Stainless steel	ITBAZ00
	Handle			Stainless steel	HZ00
	Abrasive disc holder for implant ∅ 3.5/4.3/5.0/6.0	WAF 2.4		Stainless steel	ADHZ24
	Measuring probe			Stainless steel	MPZ00
	Drill shaft extension	5.0	30.0	Stainless steel	DSEZ5030
	Hand wheel for drill			Stainless steel	HWDZ00
	Hand wheel			Stainless steel	HWZ00
	Ratchet			Stainless steel	RZ00
	Torque ratchet (20-50 Ncm)			Stainless steel	TRZ2050
	Locator tool			Stainless steel	LTZ00

SURGICAL KITS

Product name	ø mm	Length mm	Material	Product code
Surgical kit STARTER (SMALL)				SKSZ100
Surgical kit PROFESSIONAL (LARGE)				SKPZ200

STARTER SURGICAL KIT (SMALL) INCLUDES:

- Standard Ratchet Wrench
- Mark Drill 1.9 mm
- Drills with the following diameters:
2.0 , 2.8, 3.2, 3.65, 4.2, 5.2 mm
- Hand driver 1.25 mm
- Parallel Pin (2 pieces)
- Prosthetic hex driver 1.25 mm Long, Short
- Implant hex driver 2.43 Long, Short
- Implant motor mount
- Prosthetic motor mount

DOUBLE TUBING PACKAGING



DOUBLE STERILE TUBES



The Pearl-Z implant is packaged sterile in double tubing, including the implant holder and the cover screw.

How to place the PEARL-Z Dental Implant?



1 Clear the implant site by using a tissue punch or flap.



2 Penetrate the cortical bone using the Lance to mark the site and to guide the subsequent drills.



3 Penetrate the bone to the appropriate depth using the 2.0 mm drill. Depth markings are on the drill (6, 8, 10, 11.5, 13 and 16mm). Irrigate to control temperature.



4 Place a Paralleling Pin into one osteotomy and use this as a guide to help align the second hole.



5 Enlarge the osteotomy using the 3.2 mm drill. This is the final drilling step when placing the 3.5 mm Pearl-Z implants.



6 If you are placing the 3.75 mm Pearl-Z implants, continue to drill by enlarging the osteotomy using the 3.2 mm drill.



7 If you are placing the 4.2 mm Pearl-Z implants, continue to drill by enlarging the osteotomy using the 3.65 mm drill.



8 If you are placing the 5.0 mm Pearl-Z implants, continue to drill by enlarging the osteotomy using the 4.2 mm drill.



9 If you are placing the 6.0 mm Pearl-Z implants, continue to drill by enlarging the osteotomy using the 5.2 mm drill.



10 The cover on the outer tube is removed. Transport the holder with the implant to the patient's prepared site.



11 The Pearl-Z Implant Driver is used to drive all Pearl-Z implants. Insert at 15-30 RPM, with torque not to exceed 55 Ncm.



12 Once the implant is completely seated, pull to remove the driver from the implant.



13 The appropriate Pearl-Z Cover Screw may be used if this is to be a two-stage surgery. Tighten the cover screw with a .048" hex driver.



14 If this is to be a one-stage surgery, the appropriate Pearl-Z Healing Abutment is placed and tightened using a .048" hex driver.

INDEX

CORPORATE PROFILE	1
PEARL-Z IMPLANT SPECIFICATIONS	2
PEARL-Z IMPLANT DIAMETERS & LENGHTS	3
ABUTMENTS/ HEALING ABUTMENTS	4
CAD/CAM, PREMOLAR ABUTMENTS, UNIVERSAL ABUTMENTS, CASTABLE ABUTMENTS, RETENTION ABUTMENTS, LOCATOR ABUTMENTS	5
LOCATOR ACCESSORIES, COVER SCREWS, IMPRESSION COPING	6
IMPRESSION SCREWS, REPOSITIONING ASSIST DEVICES, PARALLEL PINS, IMPLANT ANALOGS, BALL ANCHORS	7
BALL ANCHOR ACCESSORIES, PEARL-Z SURGICAL DRILLS	8
SINGLE-PATIENT SURGICAL DRILLS, DRILL STOPS, DRILL STOP SETS	9
SCREWDRIVERS (IMPLANTS), SCREWDRIVERS (SCREWS), MUCOSAL PUNCH	10
MISCELLANEOUS TOOLS	11
SURGICAL KITS	12
HOW TO PLACE THE PEARL-Z DENTAL IMPLANT	13



ZAKTON LLC

3460 South Federal Blvd - #D
Sheridan, Colorado 80110, USA

info@zaktons.com
www.zaktons.com

+1 701 540 0101